



# INFRARED BEAM PHOTOCELL EYES

(cod. 23102130)

## General

The photoelectric barrier EYES has been projected for applications in which it is necessary to apply two overlapping photocells, avoiding that they go in collision one with the other. To get such result it is sufficient to power supply the photocells with 12/24 V~ and to cross the power supply. (Ex. When the TX and RX of a photocell are power supplied with a black cable around 0 V~ and with a red cable of 24V~, the TX and the RX of the other photocell will have to have the red cable with 0 V~ and the black cable around 24 V~.)

The Photocell Kit Consists of:

- 1 No. Photocell Receiver
- 1 No. Photocell Transmitter
- 1 No. Fixing Kit
- 4 No. cover-screw cap
- 1 No. Set of fitting instructions

\* The range of the device can be reduced by up to 70% in case of bad weather conditions (fog, rain, etc..).

## INSTALLATION

### Transmitter

- Insert the cables in the special seat and make the connections according to the type of application, 12 or 24V~ or V~, synchronized or not synchronized.
- Adjust the cable within the unit to eliminate any surplus.
- Fix the unit.
- Seal the cover & cable entry to prevent insect infestation.

### Receiver

- Insert the cables into the special seat and make the connections according to the type of application chosen for the transmitter, 12/24V~ or V~, synchronized or not synchronized.
  - Adjust the cable within the unit to eliminate any surplus.
  - Make sure that the receiver is in frontal position, lined up on the same axis and in the same height of the associated transmitter. Act on the lens adjustment if necessary (see fig.6-7).
  - Seal the cover & cable entry to prevent insect infestation.
- Once executed the preceding operations for both Tx and for Rx:
- Power supply the photocells 12-24V~ or V~ and verify their alignment. If the positioning, the alignment and the connection of the photocells are correct, the red LED on the receiver will be switched on.

**Please note: For the synchronized function, the power supply has to be necessarily of 12/24 V~ (alternating current).**

## Operational Verification

Fit one of the black plastic photocell covers complete with an opaque diffuser label stuck across the lens.

- Check that the relay works correctly.
- Check that the red led goes out when the beam is broken.

## Red led Function:

**RED LED LIT: ALIGNED**

**YELLOW LED ON: NOT ALIGNED OR BAD ALIGNMENT**

## SECURITY

The 23102130 device cannot be used as security device (EN 12978).

## SPARE PARTS

To obtain spare parts contact: **SEAS.p.A. - Zona Ind.le, 64020 S.ATTO - Teramo - Italia.**

## INTENDED USE

The photocell 23102130 has been projected to be used exclusively as photoelectric barrier to be installed in the areas considered dangerous and in proximity of the gate/ leaf, it must be used exclusively for the functioning as interposition between transmitter and receiver (installed according to the above mentioned instructions) and must be power supplied with safety tension.

## ENVIRONMENT

Please dispose of this product packaging in a responsible, appropriate way.

## CONFORMITIES

The 23102130 photocell conforms to the following: 2004/108/CE (Act on the Electromagnetic Compatibility)



## STORING

### STORAGE TEMPERATURES

$T_{min}$	$T_{max}$	Humidity <sub>min</sub>	Humidity <sub>max</sub>
-20 °C	+70 °C	5% no condensation	90% no condensation

When being transported this product must be properly packaged and handled with care

## CLEANING AND MAINTENANCE

Cleaning and maintenance of this unit must be carried out at 6 monthly intervals by authorised, qualified personnel. During routine maintenance the following checks should be made: Correct alignment, sealing, cleanliness of the lenses and internal components. Any remedial work should be carried out as required.

## DECOMMISSIONING

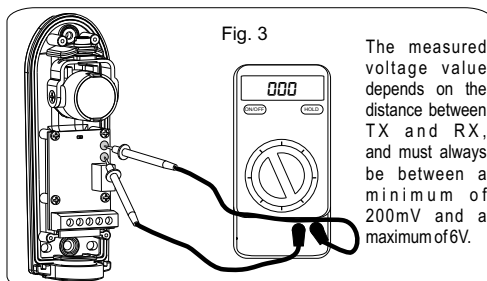
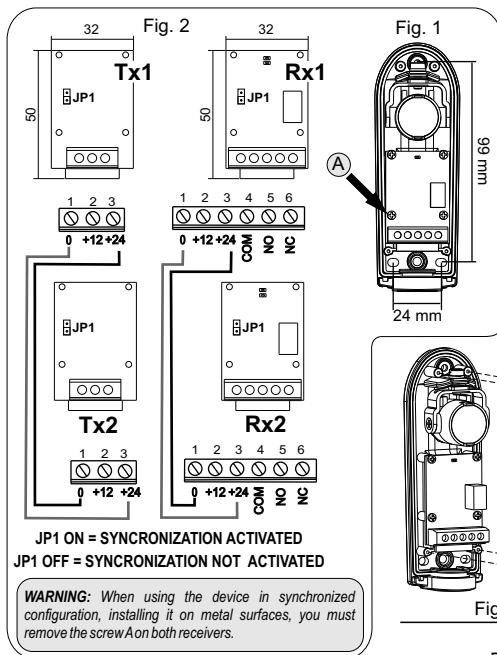
If the 23102130 photocell is to be taken out of service, this work must only be undertaken by authorised, qualified personnel.

## LIMIT OF GUARANTEE

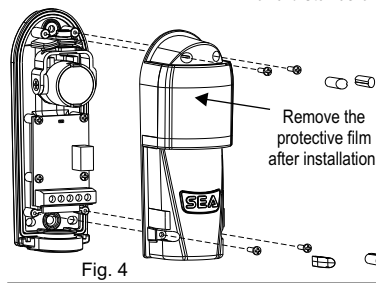
For the guarantee see the sales conditions on the official SEA price list.

**NOTE: THE MANUFACTURER CAN NOT BE DEEMED RESPONSIBLE FOR ANY DAMAGE OR INJURY CAUSED BY IMPROPER USE OF THIS PRODUCT.**

*SEA reserves the right to do changes or variations that may be necessary to its products with no obligation to notice.*



**Note:** The control for alignment with the tester is possible for a distance of up to max. 20m.



Fixing screw for horizontal alignment -  
Use Ph2 type screwdriver

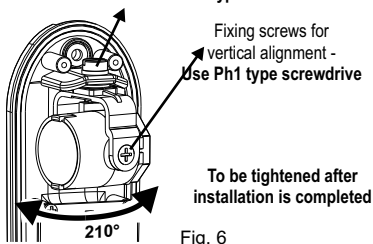
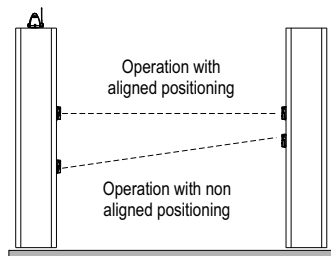
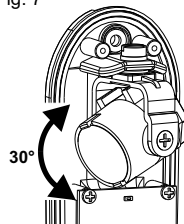


Fig. 7





**Corretto smaltimento del prodotto (rifiuti elettrici ed elettronici) - Solo Europa**

(Applicabile in paesi dell'Unione Europea e in quelli con sistema di raccolta differenziata)

Il marchio riportato sul prodotto o sulla sua documentazione indica che il prodotto non deve essere smaltito con altri rifiuti domestici al termine del ciclo di vita. Per evitare eventuali danni all'ambiente o alla salute causati dall'inopportuno smaltimento dei rifiuti, si invita l'utente a separare questo prodotto da altri tipi di rifiuti e di riciclarlo in maniera responsabile per favorire il riutilizzo sostenibile delle risorse materiali.

Gli utenti domestici sono invitati a contattare il rivenditore presso il quale è stato acquistato il prodotto o l'ufficio locale preposto per tutte le informazioni relative alla raccolta differenziata e al riciclaggio per questo tipo di prodotto.



**Comment éliminer ce produit (déchets d'équipements électroniques) - Europe uniquement**

(Applicable dans les pays de l'Union Européen et aux autres pays européens disposant de systèmes de collecte sélective)

Ce symbole sur le produit ou sa documentation indique qu'il ne doit pas être éliminé en fin de vie avec les autres déchets ménagers. L'élimination incontrôlée des déchets pouvant porter préjudice à l'environnement ou à la santé humaine, veuillez le séparer des autres types de déchets et le recycler de façon responsable. Vous favoriserez ainsi la réutilisation durable des ressources matérielles. Les particuliers sont invités à contacter le distributeur leur ayant vendu le produit ou à se renseigner auprès de leur mairie pour savoir où et comment ils peuvent se débarrasser de ce produit afin qu'il soit recyclé en respectant l'environnement.



**Correct Disposal of This Product (Waste Electrical & Electronic Equipment) - Europe only**

(Applicable in the European Union and other European countries with separate collection systems)

This marking shown on the product or its literature, indicates that it should not be disposed with other household wastes at the end of its working life. To prevent possible harm to the environment or human health from uncontrolled waste disposal, please separate this from other types of wastes and recycle it responsibly to promote the sustainable reuse of material resources.

Household users should contact either the retailer where they purchased this product, or their local government office, for details of where and how they can take this item for environmentally safe recycling.



**Eliminación correcta de este producto (material electrónico de descarte) - Europa solamente**

(Aplicable en la Unión Europea y en países europeos con sistemas de recogida selectiva de residuos)

La presencia de esta marca en el producto o en el material informativo que lo acompaña, indica que al finalizar su vida útil no deberá eliminarse junto con otros residuos domésticos. Para evitar los posibles daños al medio ambiente o a la salud humana que representa la eliminación incontrolada de residuos, separe este producto de otros tipos de residuos y reciclelo correctamente para promover la reutilización sostenible de recursos materiales. Los usuarios particulares pueden contactar con el establecimiento donde adquirieron el producto, o con las autoridades locales pertinentes, para informarse sobre cómo y dónde pueden llevarlo para que sea sometido a un reciclaje ecológico y seguro. Los usuarios comerciales pueden contactar con su proveedor y consultar las condiciones del contrato de compra. Este producto no debe eliminarse mezclado con otros residuos comerciales.



**Korrekte Entsorgung dieses Produkts (Elektromüll) - Nur Europa**

(Anzuwenden in den Ländern der Europäischen Union und anderen europäischen Ländern mit einem separaten Sammelsystem)

Die Kennzeichnung auf dem Produkt bzw. auf der dazugehörigen Literatur gibt an, dass es nach seiner Lebensdauer nicht zusammen mit dem normalen Haushaltsmüll entsorgt werden darf. Entsorgen Sie dieses Gerät bitte getrennt von anderen Abfällen, um der Umwelt bzw. der menschlichen Gesundheit nicht durch unkontrollierte Müllbeseitigung zu schaden. Recyceln Sie das Gerät, um die nachhaltige Wiederverwertung von stofflichen Ressourcen zu fördern.

Private Nutzer sollten den Händler, bei dem das Produkt gekauft wurde, oder die zuständigen Behörden kontaktieren, um in Erfahrung zu bringen, wie sie das Gerät auf umweltfreundliche Weise recyceln können.





**SEA<sup>®</sup>**  
Sistemi Elettronici  
di Apertura Porte e Cancelli  
International registered trademark n. 554585



**SEA S.p.A.**  
**Zona industriale 64020 S.ATTO Teramo (ITALY)**  
**Tel. 0861 588341 r.a. Fax 0861 588344**

**[seacom@seateam.com](mailto:seacom@seateam.com)**

**[www.seateam.com](http://www.seateam.com)**